

# Key Performance Indicators

University of the Virgin Islands  
Board of Trustees Meeting  
June 11, 2011

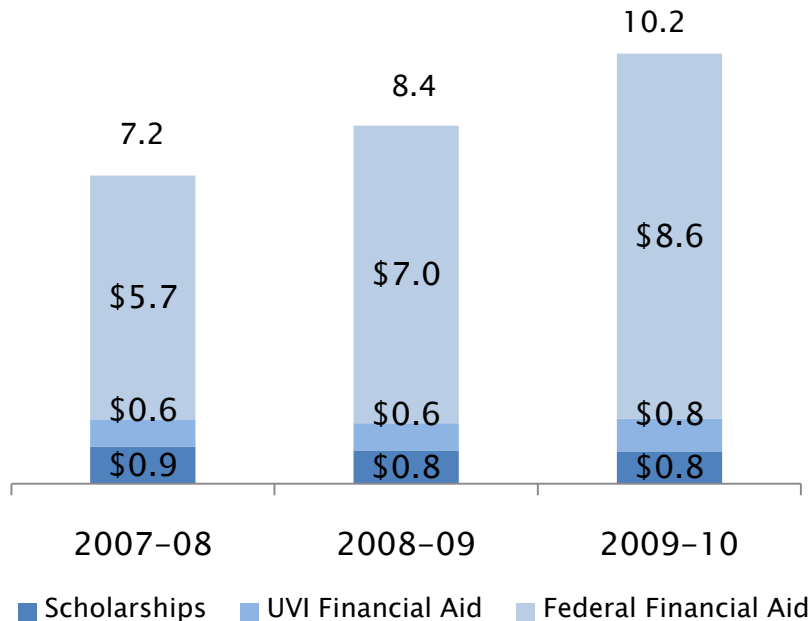


# Key Performance Indicators

- ▶ Financial Aid
- ▶ Graduates
- ▶ Community Engagement
- ▶ Crime Statistics
- ▶ Development
- ▶ Capital Projects

# Financial Aid & Scholarships

## Aid Year 2007-08 to 2009-10



- Total Financial Aid
  - ↑ \$1.8 Million
- UVI Financial Aid
  - ↑ 18%
- UVI Scholarships
  - 0%
- Federal Financial Aid
  - ↑ 23% Aid over 08-'09

### Peer Comparisons - 2008-2009

% of Full-time, First-time Degree Seeking of Students  
Receiving Institutional Aid

Institutions	Percentage
Peru State College	78
Eastern Oregon University	57
<b>University of Virgin Islands</b>	<b>22</b>
Savannah State University	11
University of Puerto Rico-Aquadilla	0

### Peer Institutions - 2008-2009

% of Full-time, First-time Degree Seeking Students  
Receiving Federal Aid

Institutions	Percentage
University of Puerto Rico	87
<b>University of the Virgin Islands</b>	<b>68</b>
Mississippi University fort Women	59
Pennsylvania State Univ.-Penn State Erie-Behrend	25
University of Mary Washington	8

# Graduates By Campus

## AY 2009–2010 & 2010–2011

Degree	AY 09–10 St. Croix	AY 10–11 St. Croix	AY 09–10 St. Thomas	AY 10–11 St. Thomas
Masters	18	16	39	19
Bachelors	54	49	199	179
Associates	38	44	35	30
Total	110	109	273	228

# Community Engagement – Outreach Activities Fall/Spring 2010–2011

## Research and Public Service

- ▶ Agricultural Experiment Station (AES): 148
- ▶ Center for Marine and Environmental Studies: 2,714
- ▶ Cooperative Extension Service (CES): 6,005
- ▶ Small Business Development Center (SBDC): 521
- ▶ VI Experimental Program to Stimulate Competitive Research (VI-EPSCoR): 1,595
- ▶ Water Resources Research Institute (WRI): 100
- ▶ Eastern Caribbean Center (ECC): 60

### Other:

- ▶ CELL– Continuing Education: 733
- ▶ Center for Excellence in Developmental Disabilities: 1,274

## Other Outreach Activities:

Activity	Persons served
▶ Coastweeks	900 volunteers trained
▶ Pro-Enviro Fair	200 middle and high school students attended
▶ Reef Fest	150 people attended
▶ Mango Melee and Tropical Fruit Festival	3,000 participants
▶ World Food Day	1,135 attendees
▶ 2011 Agriculture & Food Fair (held jointly with the V.I. Department of Agriculture)	39,135
▶ Man-Up Conference	2,200 attendees on St. Thomas and 1,100 on St. Croix
▶ Afternoon on the Green	3,200 attendees

# Other Outreach Activities...

## ➤ Reichhold Center for the Arts\*

**Total = 1,807\*\***

- 2 (STT) Workshops – 330 attendees
- 1 Master Class
- 2 Lectures – 132 attendees
- 1,345 Attendees at Student Performances
- 20 Private and Public Schools Ages 6–17

\*Artists include Rhythmic Circus, Street Beat, Aspen Santa Fe Ballet.

\*\* An individual may have participated in more than one activity and is counted for each activity

## ➤ Eastern Caribbean Center

- 2009 Final Report on the Parents Satisfaction Survey for VI Department of Education.
- GIS/GPS workshops for beginners, sponsored by Resource Conservation and Development Council (RC&D) funded by the American Recovery and Reinvestment Act.

## ➤ Center for Marine and Environmental Studies

- 32 appearances in local media (news, TV, radio)
- 13 Caribbean Regional outreach activities via presentations at scientific conferences held within the Caribbean region.

# Campus Safety Crime Statistics

## Clery National Comparison Data 2009

OFFENSE	Calendar Year 2009				Calendar Year 2010*	
	St. Thomas Campus	Albert A. Sheen St. Croix Campus	National Avg. Statistics	Peer Incident Range	St. Thomas Campus	Albert A. Sheen St. Croix Campus
MURDER / NON-NEGLIGENT MANSLAUGHTER	0	0	0.02	0	0	0
NEGLIGENT MANSLAUGHTER	0	0	0	0	0	0
SEX OFFENCES, FORCIBLE	0	0	1.06	0-13	1	0
SEX OFFENCES, NON FORCIBLE (Incest and statutory rape)	0	0	0	0	0	0
ROBBERY	2	1	1.83	0-5	0	0
AGGRAVATED ASSAULT	0	0	3.26	0-11	0	0
BURGLARY	4	0	26.12	0-57	5	0
MOTOR VEHICLE THEFT	0	3	5.05	0-7	0	0
ARSON	0	0	0.81	0-5	0	0
<b>ARRESTS for</b>						
ILLEGAL WEAPONS Possession	1	0	N/A	0-3	1	0
DRUG LAW Violations	0	1	N/A	0-33	0	0
LIQUOR LAW Violations	0	0	N/A	0-82	0	0
<b>DISCIPLINARY REFERRALS for</b>						
ILLEGAL WEAPONS Possession	0	0	N/A	0-1	0	0
DRUG LAW Violations	0	1	N/A	0-180	3	1
LIQUOR LAW Violations	0	0	N/A	0-714	1	0














**Please note:**

NONE of the incidents cited above manifested evidence of hate crime or prejudice or that the victim was intentionally selected based on actual or perceived race, gender, religion, sexual orientation, ethnicity, nationality or disability.

\* Clery reports are reported on a calendar year basis and are due by October 1 of each year. National campus crime averages are derived from the Clery reports filed with the Department of Education. Preliminary campus crime data is presented for the calendar year 2010.

# Development Year-to-Date

October 1, 2010 to May 15, 2011

- ▶ Total Contributions \$730,951  29%
  
- ▶ Alumni Contributing - 11%
  - ▶ \$62,136 Total Contributions  6pt
  - ▶ \$75 Median Gift  92%
  - ▶ \$102 Average Gift  200%
  -  11%
  
- ▶ Trustees Contributing - 61%
  - ▶ \$20,090 Total Contributions  6pts
  - ▶ \$500 Median Gift  8%
  - ▶ \$1,826 Average Gift  17%
  -  2%
  
- ▶ Cabinet Contributing - 45%
  - ▶ \$1,581 Total Contributions  35pts
  - ▶ \$138 Median Gift  77%
  - ▶ \$316 Average Gift  18%
  -  62%



# Capital Projects Summary 2010–2011

## Major Systems Upgrades and Renovation

### Albert A. Sheen St. Croix Campus Completed

- ▶ Library Expansion Project

### In-Progress/Design

- ▶ Melvin H. Evans Center Electrical Improvement Project
- ▶ People Lift Replacement
- ▶ New Athletic Field Project

### St. Thomas Campus Completed

- ▶ Wellness Center
- ▶ Cooperative Extension Services

### In-Progress/Design

- ▶ New Student Residence Facility
- ▶ EPSCOR Laboratory and Office
- ▶ Library and Upper Campus ADA Compliance
- ▶ CA ADA Compliance
- ▶ Marine Science Improvements
- ▶ Brewers Bay Bathroom and Shower Facility

# AY 2010–2011 Summary & Review

## ➤ UVI Achievements:

- Increase overall contributions.
- Increased financial aid to students.
- Engaged the VI community in varied activities.
- Provided a safe and secure environment in comparison to our peers and nationally.
- Continued the growth and improvement of the campus environment.

# Thank You!

Office of Institutional Research and Planning